



16-35mm f/4 FULL FRAME lens

This is my go-to wide angle lens for Full Frame bodies. It's about 1/2 the price and weight of the f/2.8 version and for landscape shooters, this is a great way to go.

Canon: [More info](#)

Nikon: [More info](#)

Sony: [More info](#)



Wide angle f/4 for CROP SENSOR cameras

This is approximate the same focal length as the full frame lens I use above but these models are for crop sensor cameras.

Canon (10-18mm): [More info](#)

Nikon: (10-24mm) [More info](#)

Sony: (10-18mm) [More info](#)



70-200mm f/4 lens for FULL FRAME cameras

If I had to be on a desert island with just one lens, it would probably be this one. It's sharpness is legendary, and it covers such a great range.

Canon: [More info](#)

Nikon: [More info](#)

Sony: [More info](#)



70-300mm for CROP SENSOR cameras

This is a nice sharp lens yet inexpensive long lens that is light-weight and works well for crop sensor cameras.

Canon: [More info](#)

Nikon: [More info](#)

Sony: [More info](#)



Cable Release

You saw an example in class of why this is so important to have when shooting on a tripod. Check to make sure it works with your make and model of camera.

Canon: [More info](#)

Nikon: [More info](#)

Sony: [More info](#)



B+W XS-Pro Kaesemann High Circular Polarizer

The link here is for the 77mm, so you'll have to make sure you get one for the size of your lens (mine are 77mm, both my 16-35mm and my 70-200mm).

[More info](#)



Really Right Stuff BH-40 Ballhead

In my opinion, it's hands-down the best ballhead ever made. I've been using them for more than 10-years and they are so well made, and so easy to use, and just a pleasure. It's not cheap, but at least it's worth it. You'll have it forever.

[More info and pricing](#)



Really Right Stuff TFC-14 Carbon Fiber Tripod

Everything Really Right Stuff makes is pretty awesome, so as you might imagine their Tripod is absolutely top-of-the-line gear (and priced accordingly). The choice of rich doctors and Wall Street Bankers everywhere. ;-)

[More info and pricing](#)



Really Right Stuff L-Bracket (High-end)

This is the L-bracket that I showed the short video for in class. This is the super high-quality keep-it-for-ever model from Really Right Stuff. They are available for most camera bodies. Here's a few links:

[More info and price](#) (Canon 5D Mk IV)

[More info and price](#) (Nikon D850)


[More info and price](#) (Sony A7R III)



Universal L-Bracket from 3-Legged Thing (Bargain)

The Ellie fits most cameras, and it's about 1/3 the cost of the RRS model above. It's pretty sweet for the money (well, as long as it fits your camera.

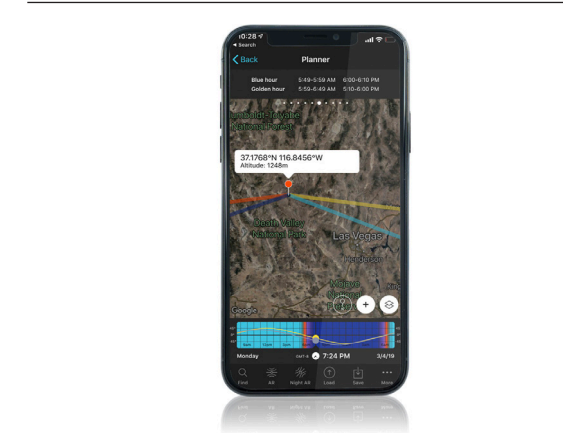
[More info](#)



Westcott Rapid Box Octa

This is the softbox I use with my flash, and the one you saw me use in the location shoot video. It's my all-time favorite, and it's the one that fits in that little case I showed in class. So quick and easy to set up.

[More info](#)



Photopills App

This is the App that every landscape photographer should have. It is invaluable for finding where the sunset and sunrise will be; where the moon will be, the milky way, and the time it all happens.

[More info, download links and price](#)



Haida 10-Stop Slim Pro ND Filter

This is the 10-stop Neutral Density (ND) screw-on filter I use most, and I love it. Great color rendition and you can't beat the price, especially for the quality. Highly recommended.

[More info and price \(note: this link is for the 77mm lens size\)](#)



Haida 3-Stop ND Filter

This is the same as the as the 10-stop ND above, but this one is just a 3-stop. If I had to choose one or the other, get the 10-stop instead of this one, but if you can get both...get both.

[More info and price \(note: this link is for the 77mm lens size\)](#)



85mm f/1.8 Portrait Lens

This is the lighter, less expensive version of the really popular 85mm f/1.4 lens that is huge, weighs a lot, and costs a lot.

Canon: [More info](#)

Nikon: [More info](#)

Sony: [More info](#)



Westcott 5-1 Reflector Disc (w/1-stop diffuser inside)

It's really a reflector kit, but when you unzip the outside casing, there's that glorious 1-stop diffuser inside for shooting outdoors.

[More info](#)



Jay Maisel's book "Light, Gesture, and Color"

This is the seminal work by a true living legend of photography, Jay Maisel. We worked with Jay to produce this book, and I think it's one of the most important books on photography ever published. It's brilliant. Jay is brilliant. (You saw Jay on video. Just stop.)


[More info and price](#)



Savage Seamless Background Paper #56 Fashion Gray,

We talked about simple backgrounds, and how the cover of so many magazines are shot on simple seamless paper. This one's my favorite.

[More info and pricing](#)



Savage 12x12' Background Stand System

You're going to need something to hold that seamless background up. This will do the trick.

[More info and pricing](#)



Matthew's Apple Box

This is the box I use to stand on in the studio to get a higher angle when my subject is standing.

[More info and pricing](#)



Impact Air-cushioned 8' light stand for your flash

It's a good quality stand at a really great price. I have about four of these (but you only need one).

[More info and pricing](#)



ROSCO E-Color #206 1/4 CT Gel

If I had to be on a desert island with just one lens, it would probably be this one. It's sharpness is legendary, and it covers such a great range. I shoot 95% of my portraits with this lens.

[More info and pricing](#)



Focus Pyramid Lens Calibration Tool

This is the target I use for calibrating my lens. The one you focus on, and then you try different settings with your camera's built-in lens calibration.

[More info and pricing](#)



Platypod Ultra

This is my secret weapon for shooting in places where they don't allow tripods. You screw a ballhead onto the platypod and use that to aim your camera (I use a wide angle lens with it).

[More info and pricing](#)